

Upper Limb Kits

Order here: info@ottobock.ke

Customer		Shipping address (if different from customer address)	
Customer no.	<input type="text"/>	Customer no.	<input type="text"/>
Company	<input type="text"/>	Company	<input type="text"/>
Street	<input type="text"/>	Street	<input type="text"/>
Postal code/city	<input type="text"/>	Postal code/city	<input type="text"/>
O&P professional	<input type="text"/>	Com.	<input type="text"/>

- Initial prosthetic fitting
- Follow-up prosthetic fitting

Serial number of the previous hand:

Easy and simple fitting solutions

Easy-order kits for the most common fittings. Please choose between the amputation level, side, size and in the end the skin tone colour of the prosthetic glove.

Passive kit



	Side	Gender	Glove
<input type="checkbox"/> Below Elbow Fitting, transradial (TR)	<input type="checkbox"/> Left	<input type="checkbox"/> Female hand, 7 ^{1/4}	<input type="checkbox"/> Colour 14
<input type="checkbox"/> Above Elbow Fitting, transhumeral, (TH)	<input type="checkbox"/> Right	<input type="checkbox"/> Male hand, 7 ^{3/4}	<input type="checkbox"/> Colour 15
			<input type="checkbox"/> Colour 16

Body-Powered kit



	Side	Gender	Glove
<input type="checkbox"/> Below Elbow Fitting, transradial (TR)	<input type="checkbox"/> Left	<input type="checkbox"/> Female hand, 7 ^{1/4}	<input type="checkbox"/> Colour 14
<input type="checkbox"/> Above Elbow Fitting, transhumeral, (TH)	<input type="checkbox"/> Right	<input type="checkbox"/> Male hand, 7 ^{3/4}	<input type="checkbox"/> Colour 15
			<input type="checkbox"/> Colour 16

MyoFacil kit

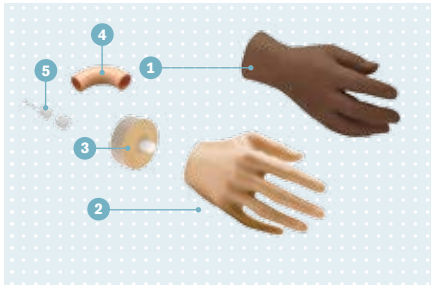


	Side	Gender	Glove
<input type="checkbox"/> Below Elbow Fitting, transradial (TR)	<input type="checkbox"/> Left	<input type="checkbox"/> Female hand, 7 ^{1/4}	<input type="checkbox"/> Colour 14
<input type="checkbox"/> Above Elbow Fitting, transhumeral, (TH)	<input type="checkbox"/> Right	<input type="checkbox"/> Male hand, 7 ^{3/4}	<input type="checkbox"/> Colour 15
			<input type="checkbox"/> Colour 16

Upper Limb Kits

Order here: info@ottobock.ke

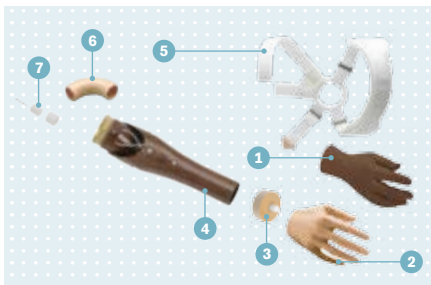
Passive kit below elbow fitting



Product Information

	Female	Male
1 Prosthetic glove	8S5=190X77*	8S4=218X85*
2 Cosmetic inner hand	8S8=190X77*	8S7=218X83*
3 Wooden adapter		10A40
4 Pull-In tube		99B13=21-7
5 Tube dummy		99B83=21
Training Guide Passive		

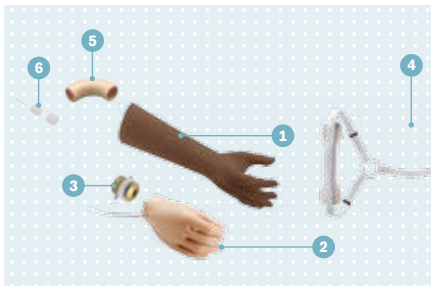
Passive kit above elbow fitting



Product Information

	Female	Male
1 Prosthetic glove*	8S5=190X77*	8S4=218X85*
2 Cosmetic inner hand*	8S8=190X77*	8S7=218X83*
3 Wooden adapter		10A40
4 Elbow	12K20=45	12K20=50
5 Body harnesses		21A35=1
6 Pull-In tube		99B13=21-7
7 Tube dummy		99B83=21
Training Guide Passive		

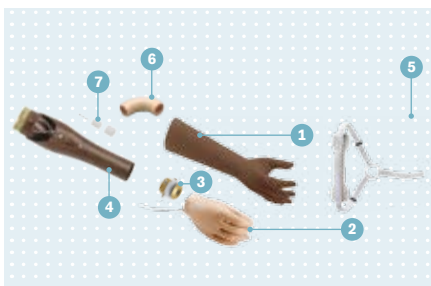
Body-Powered below elbow kit



Product Information

	Female	Male
1 Prosthetic glove	8S5=195X78*	8S11=210X78*
2 Voluntary opening Hand	8K22=*7 ^{1/4}	8K22=*7 ^{3/4}
3 Friction Wrist Unit	10V18=45	10V18=50
4 Body harness		21A36=1
5 Pull-In tube, 21 mm, black		99B13=21-7
6 Tube dummy		99B83=21
Training Guide Body-Powered		

Body-Powered above elbow kit



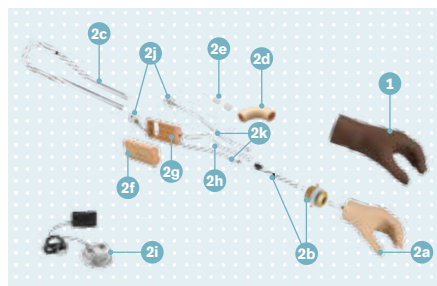
Product Information

	Female	Male
1 Prosthetic glove	8S5=1195X78*	8S11=210X78*
2 Voluntary opening hand	8K22*71/4	8K2*73/4
3 Friction wrist unit	10V18=45	10V18=50
4 Elbow	12K20=45	12K20=50
5 Body harness		21A35=1
6 Pull-In tube		99B13=21-7
7 Tube dummy		99B83=21
Training Guide Body-Powered		

* Additional sizes available. Please ask your customer service for more information.

Upper Limb Kits

MyoFacil kit below elbow kit

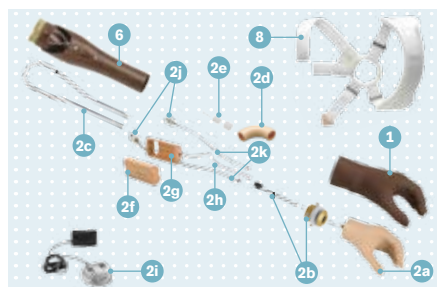


Product Information

	Female	Male
1 Prosthetic glove	8S12=190X78*	8S11=210X78
2 MyoFacil	8K50	
a) Digital Twin Hand	8E41=*7 ^{1/4}	8E41=*7 ^{1/4}
b) Wrist Unit	10V18	
c) Distributor	13E190=150	
d) Pull-In tube	99B13=16	
e) Tube dummy	99B83=21	
f) EnergyPack	757B20	
g) Battery Receptacle Set	757Z184=1	
h) Battery Connecting Cable	13E188=200	
i) Li-Ion Charger	757L20	
j) Electrode (2 pieces)	13E200=50	
k) Electrode Cable (2 pieces)	13E129=G300	
3 Additional Pull-In tube (black)	99B13=21-7	
4 Additional EnergyPack (Colour 15)	757B20-2	
5 Additional Battery Receptacle Set (Colour 15)	757Z184=1-2	

Training Guide MyoFacil

MyoFacil kit above elbow kit



Product Information

	Female	Male
1 Prosthetic glove	8S12=190X78*	8S11=210X78
2 MyoFacil	8K50	
a) Digital Twin Hand	8E41=*7 ^{1/4}	8E41=*7 ^{1/4}
b) Wrist Unit	10V18	
c) Distributor	13E190=150	
d) Pull-In tube	99B13=16	
e) Tube dummy	99B83=21	
f) EnergyPack	757B20	
g) Battery Receptacle Set	757Z184=1	
h) Battery Connecting Cable	13E188=200	
i) Li-Ion Charger	757L20	
j) Electrode (2 pieces)	13E200=50	
k) Electrode Cable (2 pieces)	13E129=G300	
3 Additional Pull-In tube (black)	99B13=21-7	
4 Additional EnergyPack (Colour 15)	757B20-2	
5 Additional Battery Receptacle Set (Colour 15)	757Z184=1-2	
6 Elbow	12K20=45	12K20=50
7 Myo cable	9E185=50-1	
8 Body harness	757Z184=1-2	

Training Guide MyoFacil